

Buy Prices as of 11/19/23

Sell

Code	Name	Last	RRG Ratio	RRG Momentum	Quadrant	Mkt Cap (\$MIL)	TPA Sector	STOCK TPA-RRG	SECTOR TPA-RRG	TOTAL TPA-RRG
NET	CloudFlare Inc	72.69	101.15	101.41	Leading	\$24,407	Cyber Security	6.28	1.00	7.29
ALL	Allstate Corp (The)	134.19	106.71	106.97	Leading	\$35,116	Financial	4.36	1.50	5.87
HZNP	Horizon Therapeutics PLC (Delisted)	116.30	100.83	106.69	Leading	\$26,632	Health Care	4.85	1.00	5.85
MSI	Motorola Solutions Inc	318.25	100.91	103.31	Leading	\$52,819	Technology	4.77	1.00	5.77
FYBR	Frontier Communications Parent Inc	20.91	101.47	111.77	Leading	\$5,139	Communication Services	4.75	1.00	5.75
UTHR	United Therapeutics Corp	228.94	100.37	101.09	Leading	\$10,759	Health Care	4.75	1.00	5.75
EA	Electronic Arts Inc.	133.70	100.13	103.59	Leading	\$35,961	Communication Services	4.71	1.00	5.71
WTW	Willis Towers Watson Public Limited	242.03	100.08	106.83	Leading	\$24,992	Communication Services	4.69	1.00	5.69
CHE	Chemed Corp.	581.82	101.36	105.50	Leading	\$8,764	Health Care	4.66	1.00	5.66
CLF	Cleveland-Cliffs Inc	16.99	100.94	106.18	Leading	\$8,578	Metals and Mining	4.63	1.00	5.63
BKI	Black Knight Inc (Delisted)	75.76	107.34	108.11	Leading	\$11,876	Technology	4.33	1.00	5.33
PNC	PNC Financial Services Group Inc	130.26	98.40	101.60	Improving	\$51,888	Financial	3.75	1.50	5.26
PACW	PacWest Bancorp	8.26	99.02	104.30	Improving	\$980	Financial	3.66	1.50	5.16
FHB	First Hawaiian Inc	19.42	99.00	101.78	Improving	\$2,478	Financial	3.65	1.50	5.15
QCOM	Qualcomm Inc.	129.47	99.72	104.10	Improving	\$144,100	Technology	3.99	1.00	4.99
BK	Bank Of New York Mellon Corp	47.20	100.47	101.65	Leading	\$36,300	Financial	3.49	1.50	4.99
KEY	KeyCorp	12.32	102.21	102.31	Leading	\$11,535	Financial	3.47	1.50	4.97
FHN	First Horizon Corporation	12.35	94.23	104.71	Improving	\$6,901	Financial	3.46	1.50	4.96
VOYA	Voya Financial Inc	70.75	97.01	101.39	Improving	\$7,391	Financial	3.46	1.50	4.96
GS	Goldman Sachs Group Inc.	339.19	98.14	100.80	Improving	\$110,614	Financial	3.44	1.50	4.95
CNA	CNA Financial Corp.	40.12	101.28	101.74	Leading	\$10,867	Financial	3.43	1.50	4.93
C	Citigroup Inc	45.36	94.55	102.97	Improving	\$86,814	Financial	3.42	1.50	4.92
THG	Hanover Insurance Group Inc	118.41	101.12	106.01	Leading	\$4,235	Financial	3.41	1.50	4.92
TRV	Travelers Companies Inc.	171.82	97.84	103.12	Improving	\$39,244	Financial	3.40	1.50	4.91
S	SentinelOne Inc - Ordinary Shares - (17.18	101.73	102.60	Leading	\$5,080	Financial	3.39	1.50	4.90
HIG	Hartford Financial Services Group In	76.54	101.37	101.62	Leading	\$23,021	Financial	3.39	1.50	4.89
PFGC	Performance Food Group Company	62.20	98.97	100.75	Improving	\$9,678	Consumer Staples	3.84	1.00	4.84
CBSH	Commerce Bancshares Inc.	50.65	96.14	102.05	Improving	\$6,295	Financial	3.33	1.50	4.83
FNB	F.N.B. Corp.	11.96	96.74	100.26	Improving	\$4,292	Financial	3.32	1.50	4.82

Buy	Prices as of 11/19/23
Sell	

<u>Code</u>	<u>Name</u>	<u>Last</u>	<u>RRG Ratio</u>	<u>RRG Momentum</u>	<u>Quadrant</u>	<u>Mkt Cap (\$MIL)</u>	<u>TPA Sector</u>	<u>STOCK</u> TPA-RRG	<u>SECTOR</u> TPA-RRG	<u>TOTAL</u> TPA-RRG
								<u>SCORE</u>	<u>SCORE</u>	<u>SCORE</u>
NDAQ	Nasdaq Inc	53.48	97.34	102.47	Improving	\$30,856	Financial	3.26	1.50	4.76
FITB	Fifth Third Bancorp	27.56	97.55	100.42	Improving	\$18,769	Financial	3.25	1.50	4.76
RNR	Renaissancere Holdings Ltd	206.81	105.20	105.62	Leading	\$10,583	Financial	3.24	1.50	4.74
PB	Prosperity Bancshares Inc.	59.87	95.42	101.41	Improving	\$5,611	Financial	3.23	1.50	4.74
AMD	Advanced Micro Devices Inc.	120.62	98.37	100.75	Improving	\$194,862	Technology	3.72	1.00	4.72
CFR	Cullen Frost Bankers Inc.	99.21	92.45	101.49	Improving	\$6,354	Financial	3.20	1.50	4.71
TFC	Truist Financial Corporation	31.97	95.90	102.53	Improving	\$42,637	Financial	3.20	1.50	4.70
AXP	American Express Co.	162.56	95.59	100.54	Improving	\$118,465	Financial	3.18	1.50	4.69
TRIP	TripAdvisor Inc.	19.09	99.86	105.71	Improving	\$2,634	Communication Services	3.68	1.00	4.68
AMG	Affiliated Managers Group Inc.	136.48	94.07	101.42	Improving	\$4,614	Financial	3.16	1.50	4.67
AON	Aon plc	329.74	100.08	101.09	Leading	\$66,019	Financial	3.16	1.50	4.66
MKTX	MarketAxess Holdings Inc.	228.18	89.35	106.01	Improving	\$8,649	Financial	3.11	1.50	4.62
NTRS	Northern Trust Corp.	75.38	94.90	100.73	Improving	\$15,606	Financial	3.09	1.50	4.59
AAPL	Apple Inc	189.69	98.65	100.16	Improving	\$2,950,211	Technology	3.55	1.00	4.55
DIS	Walt Disney Co (The)	94.15	96.72	104.90	Improving	\$172,274	Communication Services	3.53	1.00	4.54
LHX	L3Harris Technologies Inc	185.69	96.39	103.47	Improving	\$35,196	Aerospace & Defense	3.50	1.01	4.51
CNXC	Concentrix Corp.	91.06	96.89	110.15	Improving	\$6,065	Technology	3.49	1.00	4.49
USFD	US Foods Holding Corp	42.85	97.30	100.36	Improving	\$10,535	Consumer Staples	3.48	1.00	4.49
PCG	PG&E Corp.	17.92	98.36	101.20	Improving	\$38,233	Utilities	3.48	1.00	4.48
TYL	Tyler Technologies Inc.	411.34	99.78	101.32	Improving	\$17,327	Technology	3.47	1.00	4.47
PEG	Public Service Enterprise Group Inc.	63.75	98.80	102.36	Improving	\$31,768	Utilities	3.45	1.00	4.45
GEHC	GE HealthCare Technologies Inc	73.00	92.28	103.71	Improving	\$33,231	Health Care	3.42	1.00	4.42
RBLX	Roblox Corporation - Ordinary Share	37.91	91.07	111.93	Improving	\$23,646	Technology	3.41	1.00	4.41
NXST	Nexstar Media Group Inc	149.89	92.24	101.90	Improving	\$5,086	Communication Services	3.41	1.00	4.41
SPR	Spirit Aerosystems Holdings Inc	24.75	82.97	108.89	Improving	\$2,838	Aerospace & Defense	3.39	1.01	4.40
DGX	Quest Diagnostics Inc.	134.89	96.16	102.52	Improving	\$15,166	Health Care	3.38	1.00	4.39
LMT	Lockheed Martin Corp.	444.68	97.26	103.00	Improving	\$110,325	Aerospace & Defense	3.36	1.01	4.36
STLD	Steel Dynamics Inc.	110.93	102.79	103.61	Leading	\$17,950	Metals and Mining	3.35	1.00	4.35
NOC	Northrop Grumman Corp.	464.17	102.37	105.16	Leading	\$69,994	Aerospace & Defense	3.34	1.01	4.35

Buy Prices as of 11/19/23

Sell

Code	Name	Last	RRG Ratio	RRG Momentum	Quadrant	Mkt Cap (\$MIL)	TPA Sector	STOCK TPA-RRG	SECTOR TPA-RRG	TOTAL TPA-RRG
								SCORE	SCORE	SCORE
KMI	Kinder Morgan Inc - Ordinary Shares	16.96	99.15	101.15	Improving	\$37,698	Energy	3.32	1.01	4.33
HUM	Humana Inc.	498.09	102.36	104.03	Leading	\$61,320	Health Care	3.32	1.00	4.32
LSXMA	Liberty Media Corp. - Ordinary Share	26.04	91.67	105.39	Improving	\$8,504	Communication Services	3.32	1.00	4.32
XEL	Xcel Energy Inc.	60.56	95.97	104.77	Improving	\$33,418	Utilities	3.32	1.00	4.32
MSGS	Madison Square Garden Sports Corp	172.12	95.29	100.92	Improving	\$4,120	Communication Services	3.32	1.00	4.32
SO	Southern Company	69.77	97.69	102.23	Improving	\$76,093	Utilities	3.31	1.00	4.31
PPL	PPL Corp	26.09	95.29	102.73	Improving	\$19,232	Utilities	3.30	1.00	4.31
FOUR	Shift4 Payments Inc	64.64	90.09	102.27	Improving	\$3,791	Technology	3.30	1.00	4.31
LSXMK	Liberty Media Corp-Liberty SiriusXM	25.98	91.98	105.05	Improving	\$8,485	Communication Services	3.30	1.00	4.30
ETR	Entergy Corp.	99.11	97.26	103.41	Improving	\$20,959	Utilities	3.30	1.00	4.30
TMUS	T-Mobile US Inc	147.71	102.74	104.28	Leading	\$170,824	Communication Services	3.29	1.00	4.29
HEI	Heico Corp.	169.97	97.65	101.18	Improving	\$23,488	Aerospace & Defense	3.28	1.01	4.29
FE	Firstenergy Corp.	37.18	96.18	103.08	Improving	\$21,334	Utilities	3.28	1.00	4.28
AXON	Axon Enterprise Inc	223.48	103.90	104.42	Leading	\$16,746	Aerospace & Defense	3.27	1.01	4.28
VZ	Verizon Communications Inc	36.23	96.98	104.36	Improving	\$152,315	Communication Services	3.27	1.00	4.28
NFG	National Fuel Gas Co.	51.17	100.51	102.18	Leading	\$4,698	Utilities	3.26	1.00	4.26
DOCS	Doximity Inc - Ordinary Shares - Clas	24.64	78.81	102.76	Improving	\$4,581	Technology	3.26	1.00	4.26
IART	Integra Lifesciences Holdings Corp	38.75	91.10	103.45	Improving	\$3,029	Health Care	3.26	1.00	4.26
ED	Consolidated Edison Inc.	91.36	97.35	102.67	Improving	\$31,539	Utilities	3.25	1.00	4.26
WAT	Waters Corp.	261.88	97.41	101.43	Improving	\$15,484	Health Care	3.25	1.00	4.25
DXC	DXC Technology Co	22.74	91.83	104.72	Improving	\$4,404	Technology	3.24	1.00	4.24
CNC	Centene Corp.	72.61	104.32	104.66	Leading	\$38,788	Health Care	3.24	1.00	4.24
EPAM	EPAM Systems Inc	258.24	100.94	102.79	Leading	\$14,901	Technology	3.23	1.00	4.23
SRE	Sempra	72.26	97.71	102.45	Improving	\$45,475	Utilities	3.23	1.00	4.23
TFX	Teleflex Incorporated	212.79	88.64	101.31	Improving	\$10,000	Health Care	3.23	1.00	4.23
PARAA	Paramount Global - Ordinary Shares	17.25	89.40	103.90	Improving	\$11,237	Communication Services	3.22	1.00	4.22
NATI	National Instruments Corp. (Delisted)	59.98	101.29	101.78	Leading	\$7,965	Technology	3.21	1.00	4.22
IDA	Idacorp Inc.	97.47	96.09	103.52	Improving	\$4,934	Utilities	3.21	1.00	4.21
CL	Colgate-Palmolive Co.	75.58	96.92	101.79	Improving	\$62,231	Consumer Staples	3.20	1.00	4.20

Buy	Prices as of 11/19/23
Sell	

<u>Code</u>	<u>Name</u>	<u>Last</u>	<u>RRG Ratio</u>	<u>RRG Momentum</u>	<u>Quadrant</u>	<u>Mkt Cap (\$MIL)</u>	<u>TPA Sector</u>	<u>STOCK</u> <i>TPA-RRG</i>	<u>SECTOR</u> <i>TPA-RRG</i>	<u>TOTAL</u> <i>TPA-RRG</i>
								<u>SCORE</u>	<u>SCORE</u>	<u>SCORE</u>
UHS	Universal Health Services Inc.	135.96	93.96	100.78	Improving	\$9,435	Health Care	3.20	1.00	4.20
CMS	CMS Energy Corp	57.40	95.56	102.04	Improving	\$16,747	Utilities	3.20	1.00	4.20
ADI	Analog Devices Inc.	183.05	95.91	100.96	Improving	\$91,216	Technology	3.20	1.00	4.20
CERT	Certara Inc	14.61	80.73	101.81	Improving	\$2,335	Health Care	3.19	1.00	4.19
ACHC	Acadia Healthcare Company Inc	72.71	98.80	100.40	Improving	\$6,705	Health Care	3.19	1.00	4.19
INGR	Ingredion Inc	103.18	94.26	100.45	Improving	\$6,727	Consumer Staples	3.18	1.00	4.19
PARA	Paramount Global - Ordinary Shares	13.19	85.31	103.82	Improving	\$8,592	Communication Services	3.18	1.00	4.18
RMD	Resmed Inc.	148.94	78.20	101.55	Improving	\$21,908	Health Care	3.18	1.00	4.18
RGLD	Royal Gold Inc.	111.69	94.23	103.79	Improving	\$7,337	Metals and Mining	3.17	1.00	4.18
BRKR	Bruker Corp	61.28	90.38	102.67	Improving	\$8,482	Health Care	3.17	1.00	4.18
DTE	DTE Energy Co.	103.60	94.51	101.05	Improving	\$21,368	Utilities	3.16	1.00	4.17
AES	AES Corp.	17.01	81.60	100.48	Improving	\$11,390	Utilities	3.16	1.00	4.17
AEP	American Electric Power Company I	77.39	93.98	102.97	Improving	\$40,698	Utilities	3.15	1.00	4.16
A	Agilent Technologies Inc.	113.15	93.31	101.12	Improving	\$33,106	Technology	3.15	1.00	4.15
D	Dominion Energy Inc	46.76	89.90	100.95	Improving	\$39,129	Utilities	3.14	1.00	4.14
EEFT	Euronet Worldwide Inc	84.69	83.93	103.44	Improving	\$3,906	Technology	3.14	1.00	4.14
KHC	Kraft Heinz Co	33.66	93.28	102.89	Improving	\$41,285	Consumer Staples	3.13	1.00	4.14
SYU	Sysco Corp.	70.89	94.37	100.96	Improving	\$35,755	Consumer Staples	3.13	1.00	4.14
CRUS	Cirrus Logic Inc.	75.62	93.81	102.62	Improving	\$4,076	Technology	3.13	1.00	4.13
SYK	Stryker Corp.	288.38	97.24	101.10	Improving	\$109,554	Health Care	3.13	1.00	4.13
HOLX	Hologic Inc.	71.87	92.11	101.17	Improving	\$17,604	Health Care	3.13	1.00	4.13
KEYS	Keysight Technologies Inc	133.18	88.82	100.82	Improving	\$23,649	Technology	3.13	1.00	4.13
PATH	UiPath Inc - Ordinary Shares - Class A	18.27	102.64	102.71	Leading	\$10,354	Communication Services	3.13	1.00	4.13
REYN	Reynolds Consumer Products Inc	26.63	95.60	100.60	Improving	\$5,593	Consumer Staples	3.12	1.00	4.12
WTRG	Essential Utilities Inc	35.57	90.47	100.96	Improving	\$9,717	Utilities	3.11	1.00	4.12
ATO	Atmos Energy Corp.	113.90	96.59	100.08	Improving	\$16,914	Utilities	3.11	1.00	4.11
GIS	General Mills Inc.	64.76	87.76	102.91	Improving	\$37,644	Consumer Staples	3.11	1.00	4.11
MTD	Mettler-Toledo International Inc.	1049.05	87.13	101.14	Improving	\$22,747	Health Care	3.11	1.00	4.11
OMC	Omnicom Group Inc.	79.06	90.36	102.45	Improving	\$15,649	Communication Services	3.11	1.00	4.11

Buy Prices as of 11/19/23

Sell

Code	Name	Last	RRG Ratio	RRG Momentum	Quadrant	Mkt Cap (\$MIL)	TPA Sector	STOCK TPA-RRG SCORE	SECTOR TPA-RRG SCORE	TOTAL TPA-RRG SCORE
ES	Eversource Energy	58.51	86.90	100.06	Improving	\$20,439	Utilities	3.10	1.00	4.11
MASI	Masimo Corp	93.79	69.66	101.17	Improving	\$4,956	Health Care	3.10	1.00	4.11
KO	Coca-Cola Co	57.26	94.24	100.44	Improving	\$247,559	Consumer Staples	3.10	1.00	4.11
CNP	Centerpoint Energy Inc.	27.80	96.54	101.44	Improving	\$17,548	Utilities	3.10	1.00	4.10
CAG	Conagra Brands Inc	28.18	88.13	102.25	Improving	\$13,469	Consumer Staples	3.09	1.00	4.09
AEE	Ameren Corp.	77.12	95.37	101.83	Improving	\$20,278	Utilities	3.09	1.00	4.09
PINC	Premier Inc	20.68	83.75	100.76	Improving	\$2,475	Health Care	3.09	1.00	4.09
RTX	RTX Corp	79.68	87.33	101.56	Improving	\$114,572	Aerospace & Defense	3.08	1.01	4.09
LW	Lamb Weston Holdings Inc	95.80	90.22	101.10	Improving	\$13,884	Consumer Staples	3.08	1.00	4.08
IPG	Interpublic Group Of Cos. Inc.	30.34	86.68	100.29	Improving	\$11,620	Communication Services	3.08	1.00	4.08
HSY	Hershey Company	196.00	85.82	100.24	Improving	\$40,082	Consumer Staples	3.07	1.00	4.08
FOX	Fox Corporation	28.43	96.05	100.48	Improving	\$13,811	Communication Services	3.07	1.00	4.07
PYPL	PayPal Holdings Inc	56.54	90.53	101.03	Improving	\$60,958	Technology	3.07	1.00	4.07
LUMN	Lumen Technologies Inc	1.35	77.32	101.19	Improving	\$1,362	Communication Services	3.07	1.00	4.07
UGI	UGI Corp.	22.51	87.71	104.15	Improving	\$4,715	Utilities	3.06	1.00	4.06
WEC	WEC Energy Group Inc	81.74	95.28	102.26	Improving	\$25,784	Utilities	3.06	1.00	4.06
CPB	Campbell Soup Co.	40.88	90.92	103.85	Improving	\$12,167	Consumer Staples	3.05	1.00	4.05
AA	Alcoa Corp	26.22	85.34	101.49	Improving	\$4,680	Metals and Mining	3.04	1.00	4.05
FWONA	Liberty Media Corp. - Ordinary Share	57.69	95.00	102.26	Improving	\$13,532	Communication Services	3.05	1.00	4.05
AGR	Avangrid Inc	30.87	88.66	100.23	Improving	\$11,940	Utilities	3.04	1.00	4.04
EL	Estee Lauder Cos. Inc.	123.81	80.00	101.31	Improving	\$44,305	Consumer Staples	3.04	1.00	4.04
FWONK	Liberty Media Corp. - Ordinary Share	63.86	94.94	101.83	Improving	\$14,979	Communication Services	3.03	1.00	4.03
KMB	Kimberly-Clark Corp.	121.20	93.13	100.78	Improving	\$40,958	Consumer Staples	3.02	1.00	4.03
RARE	Ultragenyx Pharmaceutical Inc.	39.97	86.66	100.50	Improving	\$3,282	Health Care	3.01	1.00	4.01
HII	Huntington Ingalls Industries Inc	236.75	101.06	101.80	Leading	\$9,405	Industrial	4.90	-1.00	3.90
GWW	W.W. Grainger Inc.	802.20	101.55	102.76	Leading	\$39,817	Industrial	4.66	-1.00	3.66
ARES	Ares Management Corp	107.08	108.16	100.00	Weakening	\$20,246	Financial	2.07	1.50	3.58
AFG	American Financial Group Inc	109.16	96.87	101.40	Improving	\$9,145	Financial	2.04	1.50	3.54
STT	State Street Corp.	70.19	96.90	101.84	Improving	\$21,660	Financial	1.98	1.50	3.48

Buy	Prices as of 11/19/23
Sell	

<u>Code</u>	<u>Name</u>	<u>Last</u>	<u>RRG Ratio</u>	<u>RRG Momentum</u>	<u>Quadrant</u>	<u>Mkt Cap (\$MIL)</u>	<u>TPA Sector</u>	<u>STOCK</u> <u>TPA-RRG</u>	<u>SECTOR</u> <u>TPA-RRG</u>	<u>TOTAL</u> <u>TPA-RRG</u>
								<u>SCORE</u>	<u>SCORE</u>	<u>SCORE</u>
VIRT	Virtu Financial Inc	17.65	98.18	100.52	Improving	\$1,597	Financial	1.96	1.50	3.47
FCN	FTI Consulting Inc.	219.09	104.60	106.80	Leading	\$7,780	Industrial	4.44	-1.00	3.44
FAST	Fastenal Co.	60.75	101.95	102.20	Leading	\$34,713	Industrial	4.41	-1.00	3.40
RHI	Robert Half Inc	80.85	102.17	102.67	Leading	\$8,562	Industrial	4.40	-1.00	3.40
KMPR	Kemper Corporation	41.67	93.98	100.30	Improving	\$2,671	Financial	1.89	1.50	3.40
GDDY	Godaddy Inc	92.11	105.15	106.22	Leading	\$12,971	Internet	4.37	-1.01	3.36
RSG	Republic Services Inc.	158.72	101.37	101.72	Leading	\$49,939	Industrial	4.34	-1.00	3.33
CINF	Cincinnati Financial Corp.	100.89	99.61	100.85	Improving	\$15,830	Financial	1.77	1.50	3.27
CVS	CVS Health Corp	68.81	99.99	103.31	Improving	\$88,552	Health Care	2.26	1.00	3.27
SEB	Seaboard Corp.	3569.99	99.25	102.28	Improving	\$3,467	Consumer Staples	2.23	1.00	3.23
T	AT&T Inc.	15.90	99.58	108.18	Improving	\$113,685	Communication Services	2.21	1.00	3.22
GILD	Gilead Sciences Inc.	75.45	99.29	102.99	Improving	\$94,014	Health Care	2.19	1.00	3.19
ELV	Elevance Health Inc	462.95	99.46	102.13	Improving	\$108,774	Health Care	2.15	1.00	3.16
OGE	Oge Energy Corp.	34.78	97.52	102.81	Improving	\$6,966	Utilities	2.08	1.00	3.09
DUK	Duke Energy Corp.	90.01	98.48	102.28	Improving	\$69,372	Utilities	2.07	1.00	3.08
PG	Procter & Gamble Co.	151.07	98.96	100.63	Improving	\$356,055	Consumer Staples	2.07	1.00	3.07
MRCY	Mercury Systems Inc	34.10	96.90	104.70	Improving	\$2,021	Aerospace & Defense	2.03	1.01	3.04
LNT	Alliant Energy Corp.	49.23	96.51	101.76	Improving	\$12,563	Utilities	2.02	1.00	3.03
NEM	Newmont Corp	36.35	93.82	103.64	Improving	\$41,893	Metals and Mining	2.01	1.00	3.01
BSX	Boston Scientific Corp.	54.34	99.85	101.19	Improving	\$79,607	Health Care	2.01	1.00	3.01
FOXA	Fox Corporation	30.36	96.55	100.77	Improving	\$14,749	Communication Services	2.00	1.00	3.00
PM	Philip Morris International Inc	91.95	97.97	100.96	Improving	\$142,744	Consumer Staples	2.00	1.00	3.00
RPRX	Royalty Pharma plc - Ordinary Share	26.60	90.44	101.71	Improving	\$11,942	Health Care	2.00	1.00	3.00
ANSS	Ansys Inc. - Registered Shares	299.46	95.17	100.39	Improving	\$26,015	Technology	1.99	1.00	3.00
PNW	Pinnacle West Capital Corp.	71.97	95.69	100.24	Improving	\$8,161	Utilities	1.99	1.00	2.99
FLO	Flowers Foods Inc.	20.92	90.48	100.41	Improving	\$4,417	Consumer Staples	1.99	1.00	2.99
DOX	Amdocs Ltd	82.58	92.96	100.44	Improving	\$9,977	Technology	1.96	1.00	2.96
EXC	Exelon Corp.	38.95	98.18	101.79	Improving	\$38,772	Utilities	1.96	1.00	2.96
AOS	A.O. Smith Corp.	76.38	99.04	101.17	Improving	\$11,359	Industrial	3.95	-1.00	2.95

Buy	Prices as of 11/19/23
Sell	

Code	Name	Last	RRG Ratio	RRG Momentum	Quadrant	Mkt Cap (\$MIL)	TPA Sector	STOCK TPA-RRG	SECTOR TPA-RRG	TOTAL TPA-RRG
								SCORE	SCORE	SCORE
BIIB	Biogen Inc	228.00	91.52	100.11	Improving	\$33,037	Health Care	1.95	1.00	2.95
BMRN	Biomarin Pharmaceutical Inc. - Regis	87.52	96.09	100.72	Improving	\$16,486	Health Care	1.94	1.00	2.95
KDP	Keurig Dr Pepper Inc	31.73	96.97	100.10	Improving	\$44,369	Consumer Staples	1.93	1.00	2.93
G	Genpact Ltd	33.94	95.22	102.67	Improving	\$6,157	Technology	1.92	1.00	2.93
SPG	Simon Property Group Inc.	121.68	99.19	100.50	Improving	\$39,698	Real Estate	3.91	-1.00	2.91
MO	Altria Group Inc.	40.82	95.44	100.39	Improving	\$72,196	Consumer Staples	1.89	1.00	2.89
JNPR	Juniper Networks Inc	26.99	94.40	102.12	Improving	\$8,606	Technology	1.88	1.00	2.88
POST	Post Holdings Inc	84.21	97.79	100.42	Improving	\$5,155	Consumer Staples	1.86	1.00	2.86
TDY	Teledyne Technologies Inc	390.49	99.12	101.69	Improving	\$18,425	Technology	1.86	1.00	2.86
KR	Kroger Co.	42.44	96.04	100.12	Improving	\$30,528	Consumer Staples	1.84	1.00	2.84
ELS	Equity Lifestyle Properties Inc.	69.54	98.83	101.27	Improving	\$12,962	Real Estate	3.79	-1.00	2.79
CRI	Carters Inc	70.61	99.10	101.11	Improving	\$2,600	Consumer Discretionary	4.21	-1.51	2.70
AGL	Agilon Health Inc	11.94	90.62	102.64	Improving	\$4,848	Health Care	1.69	1.00	2.69
ADT	ADT Inc	6.15	99.38	102.86	Improving	\$5,669	Industrial	3.68	-1.00	2.68
SNA	Snap-on Inc.	277.76	98.41	100.42	Improving	\$14,660	Industrial	3.67	-1.00	2.67
VSCO	Victoria's Secret & Co	21.47	90.86	111.68	Improving	\$1,659	Retail	3.56	-1.00	2.55
WM	Waste Management Inc.	170.55	99.14	103.19	Improving	\$68,693	Industrial	3.53	-1.00	2.53
DT	Dynatrace Inc	51.20	98.24	100.41	Improving	\$15,073	Tech-Software	3.52	-1.00	2.51
EXPD	Expeditors International Of Washing	118.98	98.90	100.35	Improving	\$17,298	Industrial	3.50	-1.00	2.50
WTM	White Mountains Insurance Group L	1477.98	101.92	99.18	Weakening	\$3,784	Financial	0.97	1.50	2.47
CSX	CSX Corp.	31.62	97.91	101.45	Improving	\$62,485	Industrial	3.47	-1.00	2.46
AXTA	Axalta Coating Systems Ltd	31.07	94.13	103.19	Improving	\$6,838	Materials	3.46	-1.00	2.46
LAMR	Lamar Advertising Co	98.06	94.20	103.33	Improving	\$10,002	Real Estate	3.45	-1.00	2.45
PRI	Primerica Inc	209.56	101.88	99.29	Weakening	\$7,342	Financial	0.93	1.50	2.43
FCNCA	First Citizens Bancshares Inc (NC) - O	1460.11	104.37	96.53	Weakening	\$21,201	Financial	0.92	1.50	2.42
WBS	Webster Financial Corp.	43.18	100.60	98.46	Weakening	\$7,429	Financial	0.91	1.50	2.41
PK	Park Hotels & Resorts Inc	14.29	97.66	101.05	Improving	\$3,001	Real Estate	3.39	-1.00	2.39
FIVE	Five Below Inc	181.35	92.19	102.71	Improving	\$10,099	Retail	3.38	-1.00	2.37
HST	Host Hotels & Resorts Inc	17.26	97.62	102.06	Improving	\$12,176	Real Estate	3.37	-1.00	2.37

Buy	Prices as of 11/19/23
Sell	

<u>Code</u>	<u>Name</u>	<u>Last</u>	<u>RRG Ratio</u>	<u>RRG Momentum</u>	<u>Quadrant</u>	<u>Mkt Cap (\$MIL)</u>	<u>TPA Sector</u>	<u>STOCK</u> <i>TPA-RRG</i>	<u>SECTOR</u> <i>TPA-RRG</i>	<u>TOTAL</u> <i>TPA-RRG</i>
								<u>SCORE</u>	<u>SCORE</u>	<u>SCORE</u>
RXO	RXO Inc	19.97	94.94	101.54	Improving	\$2,337	Industrial	3.35	-1.00	2.35
AMT	American Tower Corp.	197.74	95.05	103.51	Improving	\$92,180	Real Estate	3.33	-1.00	2.33
M	Macy's Inc	14.44	84.32	103.18	Improving	\$3,951	Retail	3.33	-1.00	2.32
ROL	Rollins Inc.	39.44	93.27	100.05	Improving	\$19,091	Industrial	3.32	-1.00	2.32
MCHP	Microchip Technology Inc.	83.53	96.95	100.38	Improving	\$45,194	Semiconductor	3.31	-1.00	2.31
NSC	Norfolk Southern Corp.	211.04	94.49	100.17	Improving	\$47,724	Transportation	3.31	-1.00	2.30
SBAC	SBA Communications Corp	233.71	94.10	103.25	Improving	\$25,214	Real Estate	3.30	-1.00	2.30
BPOP	Popular Inc.	72.83	102.41	99.54	Weakening	\$5,255	Financial	0.79	1.50	2.29
IFF	International Flavors & Fragrances I	73.94	91.29	106.08	Improving	\$18,875	Materials	3.29	-1.00	2.29
BJ	BJ's Wholesale Club Holdings Inc	64.35	103.19	104.09	Leading	\$8,606	Retail	3.28	-1.00	2.28
VTR	Ventas Inc	44.54	96.22	101.81	Improving	\$17,922	Real Estate	3.27	-1.00	2.27
DKS	Dicks Sporting Goods Inc.	118.08	88.35	100.36	Improving	\$10,040	Retail	3.26	-1.00	2.26
JAMF	Jamf Holding Corp	17.42	93.47	101.30	Improving	\$2,191	Tech-Software	3.26	-1.00	2.26
SRC	Spirit Realty Capital Inc	40.33	93.70	100.51	Improving	\$5,700	Real Estate	3.25	-1.00	2.25
RYN	Rayonier Inc.	30.88	94.87	100.71	Improving	\$4,579	Real Estate	3.24	-1.00	2.24
XYL	Xylem Inc	101.16	92.13	100.27	Improving	\$24,388	Industrial	3.24	-1.00	2.24
HON	Honeywell International Inc	191.21	96.88	101.86	Improving	\$126,055	Industrial	3.23	-1.00	2.23
GGG	Graco Inc.	80.59	95.86	100.12	Improving	\$13,603	Industrial	3.23	-1.00	2.23
SMG	Scotts Miracle-Gro Company	57.88	87.58	104.28	Improving	\$3,250	Materials	3.22	-1.00	2.22
EPR	EPR Properties	45.90	98.97	100.12	Improving	\$3,458	Real Estate	3.21	-1.00	2.21
AMBP	Ardagh Metal Packaging S.A.	3.78	91.26	101.57	Improving	\$2,259	Materials	3.20	-1.00	2.20
SUI	Sun Communities Inc.	122.70	92.90	101.54	Improving	\$15,269	Real Estate	3.20	-1.00	2.20
SEE	Sealed Air Corp.	33.30	84.91	100.72	Improving	\$4,810	Materials	3.19	-1.00	2.19
TGT	Target Corp	129.89	88.41	102.42	Improving	\$59,958	Retail	3.19	-1.00	2.18
CLVT	Clarivate Plc	7.21	88.74	103.34	Improving	\$4,787	Industrial	3.18	-1.00	2.18
CCI	Crown Castle Inc	103.92	90.17	104.04	Improving	\$45,069	Real Estate	3.17	-1.00	2.17
DRVN	Driven Brands Holdings Inc	12.54	61.92	102.12	Improving	\$2,056	Industrial	3.17	-1.00	2.17
WBA	Walgreens Boots Alliance Inc	21.22	81.10	101.35	Improving	\$18,332	Retail	3.16	-1.00	2.15
AMCR	Arcor PLC	9.37	93.53	102.22	Improving	\$13,543	Materials	3.15	-1.00	2.15

Buy Prices as of 11/19/23
Sell

<u>Code</u>	<u>Name</u>	<u>Last</u>	<u>RRG Ratio</u>	<u>RRG Momentum</u>	<u>Quadrant</u>	<u>Mkt Cap (\$MIL)</u>	<u>TPA Sector</u>	<u>STOCK</u> TPA-RRG	<u>SECTOR</u> TPA-RRG	<u>TOTAL</u> TPA-RRG
								<u>SCORE</u>	<u>SCORE</u>	<u>SCORE</u>
SLGN	Silgan Holdings Inc.	42.16	93.73	102.42	Improving	\$4,490	Materials	3.15	-1.00	2.15
NNN	NNN REIT Inc	38.86	91.68	101.64	Improving	\$7,089	Real Estate	3.15	-1.00	2.14
CIEN	CIENA Corp.	45.19	101.66	103.12	Leading	\$6,681	Internet	3.15	-1.01	2.14
ULTA	Ulta Beauty Inc	409.27	90.37	102.55	Improving	\$20,148	Retail	3.14	-1.00	2.14
GTES	Gates Industrial Corporation PLC	12.05	93.06	101.50	Improving	\$3,183	Industrial	3.14	-1.00	2.14
ITW	Illinois Tool Works Inc.	239.92	98.09	100.23	Improving	\$72,189	Industrial	3.14	-1.00	2.13
SON	Sonoco Products Co.	55.14	94.45	101.16	Improving	\$5,401	Materials	3.13	-1.00	2.13
EXR	Extra Space Storage Inc.	128.26	88.32	101.73	Improving	\$27,099	Real Estate	3.11	-1.00	2.11
MAN	ManpowerGroup Inc	75.32	97.28	100.69	Improving	\$3,676	Industrial	3.11	-1.00	2.11
VRSN	Verisign Inc.	210.12	96.47	102.12	Improving	\$21,453	Internet	3.09	-1.01	2.09
LESL	Leslies Inc	5.74	71.81	103.99	Improving	\$1,056	Retail	3.09	-1.00	2.09
HHC	Howard Hughes Holding Corp (The)	78.76	94.76	101.30	Improving	\$3,946	Real Estate	3.07	-1.00	2.07
CUBE	CubeSmart	39.05	90.16	100.13	Improving	\$8,781	Real Estate	3.06	-1.00	2.06
GPK	Graphic Packaging Holding Co	22.16	93.73	102.14	Improving	\$6,782	Materials	3.06	-1.00	2.06
CTVA	Corteva Inc	47.32	93.02	102.19	Improving	\$33,348	Materials	3.06	-1.00	2.06
SBUX	Starbucks Corp.	105.57	97.39	103.34	Improving	\$120,920	Consumer Discretionary	3.56	-1.51	2.06
ASH	Ashland Inc	76.90	92.40	100.80	Improving	\$3,940	Materials	3.05	-1.00	2.05
MOS	Mosaic Company	36.15	96.19	100.49	Improving	\$11,815	Agribusiness	3.03	-1.00	2.02
APH	Amphenol Corporation	89.70	101.99	99.84	Weakening	\$53,668	Technology	0.99	1.00	1.99
CMG	Chipotle Mexican Grill	2162.22	97.70	101.69	Improving	\$59,342	Consumer Discretionary	3.49	-1.51	1.99
JPM	JPMorgan Chase & Co.	152.82	100.77	99.78	Weakening	\$441,804	Financial	0.46	1.50	1.96
AVGO	Broadcom Inc	977.73	105.84	99.36	Weakening	\$403,544	Technology	0.95	1.00	1.95
UA	Under Armour Inc	7.30	95.89	103.68	Improving	\$3,251	Consumer Discretionary	3.45	-1.51	1.95
COLM	Columbia Sportswear Co.	76.90	97.68	105.01	Improving	\$4,653	Consumer Discretionary	3.42	-1.51	1.91
CVX	Chevron Corp.	144.46	99.92	100.13	Improving	\$271,881	Energy	0.86	1.01	1.87
PENN	PENN Entertainment Inc	24.57	92.10	103.40	Improving	\$3,729	Consumer Discretionary	3.36	-1.51	1.86
SAIC	Science Applications International C	114.77	100.25	99.22	Weakening	\$6,075	Cyber Security	0.84	1.00	1.85
RL	Ralph Lauren Corp	121.75	98.00	100.75	Improving	\$7,949	Consumer Discretionary	3.35	-1.51	1.84
NKE	Nike Inc.	105.96	94.27	104.75	Improving	\$161,272	Consumer Discretionary	3.34	-1.51	1.83

Buy		Prices as of 11/19/23						STOCK	SECTOR	TOTAL
Sell								TPA-RRG	TPA-RRG	TPA-RRG
Code	Name	Last	RRG Ratio	RRG Momentum	Quadrant	Mkt Cap (\$MIL)	TPA Sector	SCORE	SCORE	SCORE
ABBV	AbbVie Inc	138.30	101.28	101.67	Leading	\$244,174	Pharmaceutical	3.30	-1.51	1.79
PVH	PVH Corp	84.85	93.85	100.22	Improving	\$5,127	Consumer Discretionary	3.29	-1.51	1.79
UAA	Under Armour Inc	7.68	94.68	102.92	Improving	\$3,420	Consumer Discretionary	3.29	-1.51	1.78
CTLT	Catalent Inc.	39.87	97.63	100.29	Improving	\$7,187	Health Care	0.75	1.00	1.75
PLNT	Planet Fitness Inc	64.71	86.83	104.06	Improving	\$5,529	Consumer Discretionary	3.26	-1.51	1.75
MCW	Mister Car Wash Inc	7.42	78.37	100.34	Improving	\$2,330	Consumer Discretionary	3.25	-1.51	1.74
AZO	Autozone Inc.	2627.05	101.53	102.71	Leading	\$46,325	Consumer Discretionary	3.25	-1.51	1.74
ETSY	Etsy Inc	72.53	82.33	103.04	Improving	\$8,685	Consumer Discretionary	3.22	-1.51	1.72
YUM	Yum! Brands Inc	127.66	94.69	100.70	Improving	\$35,784	Consumer Discretionary	3.17	-1.51	1.66
ORLY	O'Reilly Automotive Inc.	968.55	100.34	100.81	Leading	\$57,302	Consumer Discretionary	3.15	-1.51	1.65
SCI	Service Corp. International	60.80	92.02	100.42	Improving	\$9,093	Consumer Discretionary	3.15	-1.51	1.64
CHDN	Churchill Downs Inc.	120.75	90.85	100.74	Improving	\$9,007	Consumer Discretionary	3.10	-1.51	1.59
WEN	Wendy's Co	19.30	93.21	100.85	Improving	\$3,981	Consumer Discretionary	3.09	-1.51	1.58
WYNN	Wynn Resorts Ltd.	86.87	91.44	100.60	Improving	\$9,812	Consumer Discretionary	3.05	-1.51	1.54
AAP	Advance Auto Parts Inc	50.33	74.66	104.01	Improving	\$2,993	Consumer Discretionary	3.03	-1.51	1.52
AYX	Alteryx Inc	38.61	96.58	113.43	Improving	\$2,771	Tech-Software	2.15	-1.00	1.15
ST	Sensata Technologies Holding PLC	32.62	89.50	101.43	Improving	\$4,937	Industrial	2.00	-1.00	1.00
VMI	Valmont Industries Inc.	213.32	87.19	100.06	Improving	\$4,456	Industrial	2.00	-1.00	0.99
NSA	National Storage Affiliates Trust	33.24	92.50	102.62	Improving	\$2,762	Industrial	1.99	-1.00	0.99
PSA	Public Storage.	257.70	93.76	100.31	Improving	\$45,313	Real Estate	1.97	-1.00	0.96
DOV	Dover Corp.	137.79	97.28	100.30	Improving	\$19,275	Industrial	1.96	-1.00	0.96
GFS	GlobalFoundries Inc	56.31	96.06	103.19	Improving	\$31,151	Materials	1.96	-1.00	0.96
DLB	Dolby Laboratories Inc	81.57	98.55	101.74	Improving	\$7,802	Tech-Software	1.94	-1.00	0.93
VICI	VICI Properties Inc	28.58	94.62	100.29	Improving	\$29,567	Real Estate	1.92	-1.00	0.92
DCI	Donaldson Co. Inc.	60.38	97.76	100.97	Improving	\$7,281	Industrial	1.91	-1.00	0.91
SRCL	Stericycle Inc.	45.01	98.03	100.39	Improving	\$4,165	Industrial	1.89	-1.00	0.89
SMAR	Smartsheet Inc	41.24	98.72	102.49	Improving	\$5,573	Tech-Software	1.86	-1.00	0.86
GLPI	Gaming and Leisure Properties Inc	45.41	96.71	101.86	Improving	\$12,125	Real Estate	1.81	-1.00	0.80
TSCO	Tractor Supply Co.	202.61	94.05	100.39	Improving	\$21,905	Consumer Discretionary	2.00	-1.51	0.49

Buy	Prices as of 11/19/23
Sell	

Code	Name	Last	RRG Ratio	RRG Momentum	Quadrant	Mkt Cap (\$MIL)	TPA Sector	STOCK TPA-RRG	SECTOR TPA-RRG	TOTAL TPA-RRG
								SCORE	SCORE	SCORE
MRK	Merck & Co Inc	101.75	95.84	100.58	Improving	\$257,837	Pharmaceutical	1.89	-1.51	0.38
SIX	Six Flags Entertainment Corp	23.70	94.01	101.88	Improving	\$1,980	Consumer Discretionary	1.83	-1.51	0.32
MTN	Vail Resorts Inc.	225.44	96.10	100.54	Improving	\$8,587	Consumer Discretionary	1.74	-1.51	0.23
APD	Air Products & Chemicals Inc.	269.99	98.78	100.02	Improving	\$59,978	Materials	1.06	-1.00	0.06
NEU	NewMarket Corp.	511.84	107.20	99.95	Weakening	\$4,909	Materials	0.98	-1.00	-0.02
PLTR	Palantir Technologies Inc - Ordinary	20.49	112.98	98.97	Weakening	\$44,586	Tech-Software	0.93	-1.00	-0.07
CSL	Carlisle Companies Inc.	273.26	104.14	98.81	Weakening	\$13,303	Industrial	0.93	-1.00	-0.07
WLK	Westlake Corporation	129.99	100.62	98.36	Weakening	\$16,657	Materials	0.92	-1.00	-0.08
MSM	MSC Industrial Direct Co. Inc.	98.12	101.57	99.35	Weakening	\$5,617	Industrial	0.91	-1.00	-0.09
GE	General Electric Co.	119.93	102.73	99.40	Weakening	\$130,531	Industrial	0.90	-1.00	-0.10
DASH	DoorDash Inc - Ordinary Shares - Cla	95.23	104.93	98.87	Weakening	\$37,921	Retail	0.89	-1.00	-0.11
UNP	Union Pacific Corp.	219.21	100.33	98.91	Weakening	\$133,630	Transportation	0.89	-1.00	-0.12
JAZZ	Jazz Pharmaceuticals PLC	120.56	98.46	100.10	Improving	\$7,590	Pharmaceutical	1.32	-1.51	-0.18
CNM	Core & Main Inc - Ordinary Shares C	33.88	102.25	98.05	Weakening	\$5,859	Industrial	0.78	-1.00	-0.22
WAB	Westinghouse Air Brake Technolog	115.51	100.97	99.49	Weakening	\$20,695	Industrial	0.59	-1.00	-0.42
PNFP	Pinnacle Financial Partners Inc.	72.96	106.90	97.92	Weakening	\$5,601	Financial	-1.98	1.50	-0.47
KKR	KKR & Co. Inc.	66.92	105.66	99.44	Weakening	\$59,225	Financial	-2.01	1.50	-0.51
WAL	Western Alliance Bancorp	49.33	106.79	95.00	Weakening	\$5,400	Financial	-2.02	1.50	-0.52
FNF	Fidelity National Financial Inc	45.05	107.31	99.98	Weakening	\$12,261	Financial	-2.06	1.50	-0.56
MTG	Mgic Investment Corp	17.51	104.52	98.23	Weakening	\$4,856	Financial	-2.06	1.50	-0.56
ZION	Zions Bancorporation N.A	36.07	106.12	97.80	Weakening	\$5,344	Financial	-2.07	1.50	-0.56
AMP	Ameriprise Financial Inc	347.83	101.48	99.54	Weakening	\$35,199	Financial	-2.07	1.50	-0.57
DKNG	DraftKings Inc. - Ordinary Shares - Cl	38.37	109.19	98.71	Weakening	\$17,890	Consumer Discretionary	0.93	-1.51	-0.57
PRU	Prudential Financial Inc.	95.75	104.16	99.64	Weakening	\$34,566	Financial	-2.09	1.50	-0.59
BHF	Brighthouse Financial Inc	50.64	102.62	98.90	Weakening	\$3,251	Financial	-2.09	1.50	-0.59
APO	Apollo Global Management LLC	86.84	110.36	98.06	Weakening	\$68,600	Financial	-2.10	1.50	-0.60
BRO	Brown & Brown Inc.	73.01	102.88	98.39	Weakening	\$20,779	Financial	-2.12	1.50	-0.61
RITM	Rithm Capital Corporation	10.07	102.76	97.50	Weakening	\$4,866	Financial	-2.17	1.50	-0.67
EQH	Equitable Holdings Inc	28.38	102.58	99.35	Weakening	\$9,606	Financial	-2.17	1.50	-0.67

Buy Prices as of 11/19/23

Sell

Code	Name	Last	RRG Ratio	RRG Momentum	Quadrant	Mkt Cap (\$MIL)	TPA Sector	STOCK TPA-RRG SCORE	SECTOR TPA-RRG SCORE	TOTAL TPA-RRG SCORE
BX	Blackstone Inc	104.96	106.23	98.26	Weakening	\$126,952	Financial	-2.19	1.50	-0.69
RJF	Raymond James Financial Inc.	104.32	100.88	98.55	Weakening	\$21,786	Financial	-2.20	1.50	-0.70
MKL	Markel Group Inc	1403.48	102.50	98.72	Weakening	\$18,552	Financial	-2.26	1.50	-0.76
LPLA	LPL Financial Holdings Inc	224.46	105.07	99.08	Weakening	\$16,974	Financial	-2.26	1.50	-0.76
JEF	Jefferies Financial Group Inc	35.02	103.56	98.75	Weakening	\$7,369	Financial	-2.27	1.50	-0.77
SF	Stifel Financial Corp.	61.42	100.13	98.92	Weakening	\$6,265	Financial	-2.37	1.50	-0.87
ROKU	Roku Inc	92.97	103.95	96.47	Weakening	\$13,248	Communication Services	-1.93	1.00	-0.93
TTEK	Tetra Tech Inc.	165.10	99.79	99.45	Lagging	\$8,791	Technology	-1.95	1.00	-0.95
META	Meta Platforms Inc.	335.04	107.82	99.38	Weakening	\$861,009	Communication Services	-1.95	1.00	-0.95
AZTA	Azenta Inc	55.16	103.96	97.34	Weakening	\$3,318	Technology	-2.00	1.00	-1.00
EVR	Evercore Inc	144.43	106.78	99.63	Weakening	\$5,441	Utilities	-2.02	1.00	-1.01
CW	Curtiss-Wright Corp.	210.32	106.80	99.85	Weakening	\$8,043	Aerospace & Defense	-2.02	1.01	-1.01
NVDA	Nvidia Corp	492.98	107.23	95.59	Weakening	\$1,217,661	Technology	-2.02	1.00	-1.02
ADBE	Adobe Inc	602.66	110.36	98.47	Weakening	\$274,391	Technology	-2.03	1.00	-1.03
AKAM	Akamai Technologies Inc	112.37	110.08	99.90	Weakening	\$16,949	Technology	-2.05	1.00	-1.05
UNM	Unum Group	42.60	101.17	97.30	Weakening	\$8,309	Financial	-2.57	1.50	-1.06
AFRM	Affirm Holdings Inc - Ordinary Share	24.79	119.87	97.89	Weakening	\$7,464	Technology	-2.08	1.00	-1.08
INTU	Intuit Inc	560.16	107.22	99.43	Weakening	\$156,990	Technology	-2.08	1.00	-1.08
DELL	Dell Technologies Inc	73.60	119.47	99.95	Weakening	\$53,243	Technology	-2.09	1.00	-1.09
LLY	Eli Lilly & Co	591.71	114.11	98.44	Weakening	\$561,714	Health Care	-2.10	1.00	-1.10
NWS	News Corp	21.92	106.04	99.66	Weakening	\$12,552	Communication Services	-2.10	1.00	-1.10
APP	Applovin Corp - Ordinary Shares - Cl	39.10	123.45	91.37	Weakening	\$13,599	Technology	-2.11	1.00	-1.11
OVV	Ovintiv Inc	45.00	111.39	98.38	Weakening	\$12,281	Health Care	-2.12	1.00	-1.11
HAL	Halliburton Co.	37.99	110.44	99.14	Weakening	\$34,003	Energy	-2.14	1.01	-1.12
AR	Antero Resources Corp	25.62	108.12	99.92	Weakening	\$7,700	Energy	-2.14	1.01	-1.12
CHTR	Charter Communications Inc.	407.70	109.29	98.86	Weakening	\$60,307	Communication Services	-2.13	1.00	-1.13
NWSA	News Corp	21.03	104.46	99.45	Weakening	\$12,042	Communication Services	-2.13	1.00	-1.13
GOOG	Alphabet Inc	136.94	105.60	99.05	Weakening	\$1,713,941	Communication Services	-2.13	1.00	-1.13
AMED	Amedisys Inc.	93.48	104.37	99.43	Weakening	\$3,051	Health Care	-2.14	1.00	-1.14

Buy		Prices as of 11/19/23							STOCK	SECTOR	TOTAL
Sell									TPA-RRG	TPA-RRG	TPA-RRG
Code	Name	Last	RRG Ratio	RRG Momentum	Quadrant	Mkt Cap (\$MIL)	TPA Sector	SCORE	SCORE	SCORE	
GOOGL	Alphabet Inc	135.31	105.34	98.95	Weakening	\$1,693,540	Communication Services	-2.14	1.00	-1.14	
PSX	Phillips 66	116.37	107.95	99.54	Weakening	\$51,198	Energy	-2.16	1.01	-1.15	
LYV	Live Nation Entertainment Inc	89.60	99.34	99.13	Lagging	\$20,637	Communication Services	-2.16	1.00	-1.16	
MDB	MongoDB Inc	392.57	100.73	94.56	Weakening	\$28,008	Technology	-2.16	1.00	-1.16	
COP	Conoco Phillips	114.59	107.09	99.76	Weakening	\$136,065	Energy	-2.17	1.01	-1.16	
CTRA	Coterra Energy Inc	26.75	104.35	99.99	Weakening	\$20,121	Energy	-2.18	1.01	-1.17	
GLOB	Globant S.A.	204.78	105.58	98.92	Weakening	\$8,656	Technology	-2.17	1.00	-1.17	
BR	Broadridge Financial Solutions Inc.	182.70	105.80	97.96	Weakening	\$21,494	Technology	-2.17	1.00	-1.17	
FFIV	F5 Inc	163.08	103.58	99.82	Weakening	\$9,737	Technology	-2.17	1.00	-1.17	
EOG	EOG Resources Inc.	124.00	104.28	99.42	Weakening	\$72,311	Energy	-2.20	1.01	-1.18	
BKR	Baker Hughes Co - Ordinary Shares -	33.71	105.76	97.80	Weakening	\$33,920	Energy	-2.20	1.01	-1.19	
EXEL	Exelixis Inc	21.13	104.79	99.40	Weakening	\$6,571	Health Care	-2.20	1.00	-1.20	
NCNO	nCino Inc	30.21	103.75	97.37	Weakening	\$3,411	Technology	-2.22	1.00	-1.22	
NTAP	Netapp Inc	77.52	102.92	98.84	Weakening	\$16,186	Technology	-2.22	1.00	-1.22	
DINO	HF Sinclair Corp.	53.68	109.73	97.62	Weakening	\$9,645	Communication Services	-2.22	1.00	-1.22	
ACN	Accenture plc	327.83	101.46	99.41	Weakening	\$205,750	Technology	-2.24	1.00	-1.24	
HES	Hess Corporation	144.45	104.52	98.93	Weakening	\$44,369	Energy	-2.25	1.01	-1.24	
LBRDA	Liberty Broadband Corp - Ordinary S	83.20	104.71	98.55	Weakening	\$12,153	Communication Services	-2.25	1.00	-1.25	
AMAT	Applied Materials Inc.	148.59	101.94	98.10	Weakening	\$124,301	Technology	-2.25	1.00	-1.25	
LBRDK	Liberty Broadband Corp - Ordinary S	83.33	104.65	98.56	Weakening	\$12,172	Communication Services	-2.25	1.00	-1.25	
TEAM	Atlassian Corporation Plc	184.99	106.30	97.40	Weakening	\$47,930	Technology	-2.27	1.00	-1.27	
IBKR	Interactive Brokers Group Inc - Ordii	79.19	100.67	96.96	Weakening	\$8,475	Financial	-2.77	1.50	-1.27	
VLO	Valero Energy Corp.	124.11	106.29	99.65	Weakening	\$42,254	Energy	-2.29	1.01	-1.28	
SAM	Boston Beer Co. Inc.	340.87	104.95	98.87	Weakening	\$4,156	Consumer Staples	-2.29	1.00	-1.29	
PAYX	Paychex Inc.	117.52	100.08	98.72	Weakening	\$42,452	Technology	-2.30	1.00	-1.30	
SNX	TD Synnex Corp	98.17	101.52	99.67	Weakening	\$8,796	Technology	-2.32	1.00	-1.32	
CDAY	Ceridian HCM Holding Inc.	69.29	102.23	99.62	Weakening	\$10,818	Technology	-2.33	1.00	-1.33	
PSTG	Pure Storage Inc	36.65	103.51	95.00	Weakening	\$11,433	Technology	-2.33	1.00	-1.33	
CTSH	Cognizant Technology Solutions Cor	69.53	101.84	98.33	Weakening	\$34,863	Technology	-2.34	1.00	-1.33	

Buy Prices as of 11/19/23

Sell

Code	Name	Last	RRG Ratio	RRG Momentum	Quadrant	Mkt Cap (\$MIL)	TPA Sector	STOCK TPA-RRG SCORE	SECTOR TPA-RRG SCORE	TOTAL TPA-RRG SCORE
CMCSA	Comcast Corp	42.42	101.74	97.49	Weakening	\$188,642	Communication Services	-2.33	1.00	-1.33
CHK	Chesapeake Energy Corp. - Ordinary	81.58	102.60	99.75	Weakening	\$10,693	Energy	-2.35	1.01	-1.34
APA	APA Corporation	36.87	104.68	96.81	Weakening	\$11,309	Energy	-2.36	1.01	-1.35
AVT	Avnet Inc.	47.76	101.51	99.58	Weakening	\$4,322	Technology	-2.36	1.00	-1.36
GPN	Global Payments Inc.	112.05	102.44	96.69	Weakening	\$29,177	Technology	-2.37	1.00	-1.37
ADP	Automatic Data Processing Inc.	229.39	102.00	97.56	Weakening	\$94,349	Technology	-2.38	1.00	-1.38
MA	Mastercard Incorporated	400.30	101.21	99.53	Weakening	\$375,392	Technology	-2.44	1.00	-1.43
VTS	Vitesse Energy Inc	22.88	102.10	97.98	Weakening	\$751	Energy	-2.46	1.01	-1.45
STE	STERIS PLC	200.23	100.65	97.40	Weakening	\$19,783	Health Care	-2.53	1.00	-1.53
FLT	FleetCor Technologies Inc	232.81	100.37	95.85	Weakening	\$16,810	Technology	-2.54	1.00	-1.53
HPE	Hewlett Packard Enterprise Co	15.93	100.64	97.85	Weakening	\$20,436	Technology	-2.64	1.00	-1.64
WWE	World Wrestling Entertainment Inc.	100.65	100.73	98.52	Weakening	\$17,412	Communication Services	-2.65	1.00	-1.65
CSCO	Cisco Systems Inc.	47.76	102.28	98.65	Weakening	\$193,434	Technology	-2.69	1.00	-1.69
ICE	Intercontinental Exchange Inc	111.40	99.16	99.14	Lagging	\$63,761	Financial	-3.20	1.50	-1.70
SPB	Spectrum Brands Holdings Inc.	67.82	100.82	97.26	Weakening	\$2,419	Consumer Staples	-2.76	1.00	-1.76
UPST	Upstart Holdings Inc	25.58	85.07	83.00	Lagging	\$2,176	Financial	-3.26	1.50	-1.76
NYCB	New York Community Bancorp Inc.	9.28	93.87	91.37	Lagging	\$6,705	Financial	-3.30	1.50	-1.80
LNC	Lincoln National Corp.	23.78	98.31	95.94	Lagging	\$4,035	Financial	-3.36	1.50	-1.86
GEN	Gen Digital Inc	20.66	98.67	97.08	Lagging	\$13,237	Communication Services	-3.10	1.00	-2.10
RS	Reliance Steel & Aluminum Co.	272.42	99.34	98.58	Lagging	\$15,656	Metals and Mining	-3.15	1.00	-2.15
WEX	WEX Inc	174.38	100.30	98.57	Weakening	\$7,453	Technology	-3.21	1.00	-2.21
MTCH	Match Group Inc. - Ordinary Shares	32.43	91.89	91.22	Lagging	\$8,815	Social Media	-3.22	1.00	-2.21
NUE	Nucor Corp.	156.76	98.74	97.77	Lagging	\$38,538	Metals and Mining	-3.23	1.00	-2.23
VYX	NCR Voyix Corp	15.76	100.97	95.58	Weakening	\$2,225		-2.25	---	-2.25
BDX	Becton Dickinson & Co.	233.27	98.43	97.91	Lagging	\$67,674	Health Care	-3.28	1.00	-2.28
EHC	Encompass Health Corp	64.33	99.47	97.04	Lagging	\$6,449	Health Care	-3.39	1.00	-2.39
STZ	Constellation Brands Inc	235.63	98.32	97.08	Lagging	\$43,277	Consumer Staples	-3.40	1.00	-2.40
WST	West Pharmaceutical Services Inc.	342.75	98.51	97.15	Lagging	\$25,360	Health Care	-3.43	1.00	-2.43
ORCL	Oracle Corp.	115.36	98.25	96.31	Lagging	\$316,015	Technology	-3.58	1.00	-2.58

Buy Prices as of 11/19/23

Sell

Code	Name	Last	RRG Ratio	RRG Momentum	Quadrant	Mkt Cap (\$MIL)	TPA Sector	STOCK TPA-RRG SCORE	SECTOR TPA-RRG SCORE	TOTAL TPA-RRG SCORE
PCOR	Procore Technologies Inc	55.85	98.27	96.62	Lagging	\$8,014	Technology	-3.61	1.00	-2.61
XPO	XPO Inc	87.79	117.68	95.63	Weakening	\$10,181	Transportation	-1.94	-1.00	-2.94
FDX	Fedex Corp	255.95	102.01	98.55	Weakening	\$64,351	Industrial	-1.95	-1.00	-2.95
LYFT	Lyft Inc	10.58	101.30	97.81	Weakening	\$4,158	Transportation	-1.95	-1.00	-2.95
UBER	Uber Technologies Inc	54.44	106.64	98.33	Weakening	\$112,030	Transportation	-1.96	-1.00	-2.96
KLAC	KLA Corp.	544.54	103.59	99.06	Weakening	\$74,020	Semiconductor	-1.98	-1.00	-2.98
ITT	ITT Inc	108.07	105.64	99.71	Weakening	\$8,873	Industrial	-2.00	-1.00	-3.00
PH	Parker-Hannifin Corp.	432.64	103.90	98.21	Weakening	\$55,584	Industrial	-2.02	-1.00	-3.02
ATUS	Altice USA Inc	2.27	98.15	97.31	Lagging	\$1,451	Communication Services	-4.03	1.00	-3.03
RPM	RPM International Inc	101.92	104.25	98.25	Weakening	\$13,130	Materials	-2.03	-1.00	-3.03
URI	United Rentals Inc.	480.98	104.27	97.80	Weakening	\$32,602	Industrial	-2.05	-1.00	-3.05
LRCX	Lam Research Corp.	700.34	101.55	97.18	Weakening	\$92,299	Semiconductor	-2.05	-1.00	-3.05
HWM	Howmet Aerospace Inc	51.47	99.35	99.03	Lagging	\$21,193	Industrial	-2.05	-1.00	-3.05
OLLI	Ollies Bargain Outlet Holdings Inc	77.19	110.04	99.90	Weakening	\$4,763	Retail	-2.06	-1.00	-3.06
LII	Lennox International Inc	405.61	110.22	97.61	Weakening	\$14,415	Industrial	-2.06	-1.00	-3.06
VRT	Vertiv Holdings Co - Ordinary Shares	43.29	130.24	92.52	Weakening	\$16,513	Industrial	-2.06	-1.00	-3.07
CE	Celanese Corp - Ordinary Shares - Se	129.93	103.76	99.38	Weakening	\$14,144	Materials	-2.07	-1.00	-3.07
DLR	Digital Realty Trust Inc	134.53	107.97	98.41	Weakening	\$40,743	Real Estate	-2.07	-1.00	-3.08
CLH	Clean Harbors Inc.	164.43	101.63	97.51	Weakening	\$8,893	Industrial	-2.07	-1.00	-3.08
WWD	Woodward Inc	130.76	106.21	98.37	Weakening	\$7,900	Industrial	-2.10	-1.00	-3.10
ODFL	Old Dominion Freight Line Inc.	399.90	107.04	97.71	Weakening	\$43,635	Transportation	-2.11	-1.00	-3.12
IRM	Iron Mountain Inc.	62.23	103.08	99.18	Weakening	\$18,171	Real Estate	-2.14	-1.00	-3.14
DBX	Dropbox Inc	27.14	104.37	97.82	Weakening	\$9,384	Tech-Software	-2.16	-1.00	-3.16
WMS	Advanced Drainage Systems Inc	119.55	102.33	94.03	Weakening	\$9,314	Industrial	-2.16	-1.00	-3.16
NOV	NOV Inc	19.45	109.32	99.10	Weakening	\$7,662	Oil Service	-2.15	-1.02	-3.17
VNO	Vornado Realty Trust	22.59	113.21	94.21	Weakening	\$4,299	Real Estate	-2.17	-1.00	-3.17
TPL	Texas Pacific Land Corporation	1652.00	111.73	99.43	Weakening	\$12,679	Oil & Gas E&P	-2.17	-1.02	-3.19
BG	Bunge Global SA	106.80	103.81	97.61	Weakening	\$15,517	Agribusiness	-2.19	-1.00	-3.19
VRSK	Verisk Analytics Inc	237.12	103.99	98.69	Weakening	\$34,379	Industrial	-2.19	-1.00	-3.20

Buy Prices as of 11/19/23

Sell

Code	Name	Last	RRG Ratio	RRG Momentum	Quadrant	Mkt Cap (\$MIL)	TPA Sector	STOCK TPA-RRG SCORE	SECTOR TPA-RRG SCORE	TOTAL TPA-RRG SCORE
OSK	Oshkosh Corp	97.62	104.68	96.39	Weakening	\$6,386	Industrial	-2.20	-1.00	-3.20
VMW	Vmware Inc. - Ordinary Shares - Clas	149.62	106.61	96.99	Weakening	\$64,604	Tech-Software	-2.20	-1.00	-3.21
MSA	MSA Safety Inc	166.73	100.19	95.26	Weakening	\$6,554	Industrial	-2.21	-1.00	-3.21
EQT	EQT Corp	40.37	104.46	97.43	Weakening	\$16,606	Oil & Gas E&P	-2.21	-1.02	-3.23
SLB	Schlumberger Ltd	52.85	106.73	98.14	Weakening	\$75,494	Oil Service	-2.21	-1.02	-3.23
SLG	SL Green Realty Corp.	34.21	110.61	93.37	Weakening	\$2,345	Real Estate	-2.25	-1.00	-3.25
ETN	Eaton Corporation PLC	227.80	104.75	96.39	Weakening	\$90,892	Industrial	-2.25	-1.00	-3.25
IR	Ingersoll-Rand Inc	70.32	101.12	97.99	Weakening	\$28,465	Industrial	-2.25	-1.00	-3.25
NFLX	Netflix Inc.	465.91	100.01	98.25	Weakening	\$203,920	Internet	-2.25	-1.01	-3.25
ESI	Element Solutions Inc	20.45	100.33	99.42	Weakening	\$4,939	Materials	-2.25	-1.00	-3.25
CVNA	Carvana Co.	32.03	116.80	79.08	Weakening	\$3,652	Retail	-2.25	-1.00	-3.26
OC	Owens Corning	131.37	101.78	94.00	Weakening	\$11,676	Industrial	-2.28	-1.00	-3.28
CARR	Carrier Global Corp	53.22	103.43	95.97	Weakening	\$44,654	Industrial	-2.30	-1.00	-3.30
NVT	nVent Electric PLC	53.17	103.05	96.34	Weakening	\$8,822	Industrial	-2.33	-1.00	-3.33
ALSN	Allison Transmission Holdings Inc	54.22	102.53	96.15	Weakening	\$4,852	Industrial	-2.33	-1.00	-3.33
FLS	Flowserve Corp.	38.62	102.59	98.48	Weakening	\$5,067	Industrial	-2.33	-1.00	-3.34
CAT	Caterpillar Inc.	253.07	103.43	95.96	Weakening	\$128,834	Industrial	-2.34	-1.00	-3.34
EMR	Emerson Electric Co.	89.27	103.17	98.22	Weakening	\$50,893	Industrial	-2.36	-1.00	-3.36
KEX	Kirby Corp.	77.54	103.45	98.04	Weakening	\$4,583	Transportation	-2.36	-1.00	-3.36
ACI	Albertsons Companies Inc - Ordinary	21.01	103.06	99.99	Weakening	\$12,100	Retail	-2.36	-1.00	-3.37
STWD	Starwood Property Trust Inc	19.76	100.40	97.88	Weakening	\$6,189	Real Estate	-2.37	-1.00	-3.37
PHM	PulteGroup Inc	88.30	101.27	97.22	Weakening	\$19,037	Consumer Discretionary	-1.89	-1.51	-3.40
DD	DuPont de Nemours Inc	71.22	101.48	99.16	Weakening	\$30,628	Materials	-2.41	-1.00	-3.41
LYB	LyondellBasell Industries NV	97.23	100.93	99.77	Weakening	\$31,538	Materials	-2.43	-1.00	-3.43
RIVN	Rivian Automotive Inc - Ordinary Sh	16.70	101.40	89.00	Weakening	\$15,965	Industrial	-2.44	-1.00	-3.44
AMZN	Amazon.com Inc	145.18	103.98	98.13	Weakening	\$1,500,290	Consumer Discretionary	-1.99	-1.51	-3.49
WDAY	Workday Inc	231.66	101.42	97.07	Weakening	\$60,695	Tech-Software	-2.52	-1.00	-3.53
TOL	Toll Brothers Inc.	85.79	101.01	97.22	Weakening	\$9,221	Consumer Discretionary	-2.04	-1.51	-3.54
BLD	TopBuild Corp	296.48	100.08	94.70	Weakening	\$9,420	Consumer Discretionary	-2.05	-1.51	-3.56

Buy Prices as of 11/19/23
 Sell

<u>Code</u>	<u>Name</u>	<u>Last</u>	<u>RRG Ratio</u>	<u>RRG Momentum</u>	<u>Quadrant</u>	<u>Mkt Cap (\$MIL)</u>	<u>TPA Sector</u>	<u>STOCK</u> <u>TPA-RRG</u>	<u>SECTOR</u> <u>TPA-RRG</u>	<u>TOTAL</u> <u>TPA-RRG</u>
								<u>SCORE</u>	<u>SCORE</u>	<u>SCORE</u>
BKNG	Booking Holdings Inc	3135.25	104.31	98.36	Weakening	\$109,389	Consumer Discretionary	-2.08	-1.51	-3.58
MAR	Marriott International Inc	205.77	103.20	98.05	Weakening	\$60,433	Consumer Discretionary	-2.08	-1.51	-3.59
WH	Wyndham Hotels & Resorts Inc	78.09	101.22	99.81	Weakening	\$6,479	Consumer Discretionary	-2.09	-1.51	-3.60
DPZ	Domino's Pizza Inc	372.42	103.49	97.59	Weakening	\$12,992	Consumer Discretionary	-2.10	-1.51	-3.60
HPP	Hudson Pacific Properties Inc	5.49	104.94	96.48	Weakening	\$774	Real Estate	-2.64	-1.00	-3.64
TJX	TJX Companies Inc.	88.84	105.18	99.90	Weakening	\$101,640	Consumer Discretionary	-2.15	-1.51	-3.66
TTD	Trade Desk Inc	66.47	100.22	95.63	Weakening	\$32,590	Tech-Software	-2.70	-1.00	-3.71
GNTX	Gentex Corp.	30.90	102.51	97.64	Weakening	\$7,208	Consumer Discretionary	-2.20	-1.51	-3.71
RYAN	Ryan Specialty Holdings Inc - Ordina	45.20	104.37	99.14	Weakening	\$5,347	Consumer Discretionary	-2.30	-1.51	-3.81
VEEV	Veeva Systems Inc	176.54	102.07	98.25	Weakening	\$28,362	Internet	-2.80	-1.01	-3.81
YETI	YETI Holdings Inc	42.44	104.05	96.92	Weakening	\$3,686	Consumer Discretionary	-2.31	-1.51	-3.82
TSLA	Tesla Inc	234.30	102.16	96.47	Weakening	\$744,821	Consumer Discretionary	-2.40	-1.51	-3.90
MAT	Mattel Inc.	18.74	101.69	96.33	Weakening	\$6,620	Consumer Discretionary	-2.47	-1.51	-3.97
ELAN	Elanco Animal Health Inc	11.82	99.64	94.63	Lagging	\$5,825	Agribusiness	-3.07	-1.00	-4.07
MLM	Martin Marietta Materials Inc.	462.06	99.88	98.09	Lagging	\$28,559	Materials	-3.13	-1.00	-4.13
SCCO	Southern Copper Corporation	74.75	98.79	98.59	Lagging	\$57,790	Materials	-3.18	-1.00	-4.18
SITE	SiteOne Landscape Supply Inc	138.43	95.11	94.94	Lagging	\$6,247	Industrial	-3.18	-1.00	-4.18



RSI 14 day
68.21
70.71
83.96
78.10

72.01

81.83
69.20

78.56
73.01
69.58

68.55

73.56

69.53
67.28
68.60




RSI 14 day

68.51

72.97
68.98
67.28

69.84
70.97
71.88

74.86
67.45
71.47



RSI 14 day

74.30

67.06

67.81



RSI 14 day
69.10

68.27

67.86

70.70



RSI 14 day

67.01
73.94



RSI 14 day

67.64

83.07

71.42

69.97



RSI 14 day

70.46

29.44

68.32

73.27

71.17

69.87



RSI 14 day

70.64
71.19

70.02
69.68
70.94

72.65
68.89
69.43

68.88

71.45

73.05


70.93



RSI 14 day

68.20

74.16
76.42
71.44
69.55



RSI 14 day

68.87

70.70

72.10



RSI 14 day

71.27
70.20

67.43
69.04

69.46
70.24
67.56
69.78

72.82

67.82
72.75




RSI 14 day

74.15

69.28

31.88

70.00



RSI 14 day

68.63

68.11

RSI 14 day

26.37

25.23

73.50
67.19

28.86



RSI 14 day

70.73

76.38
73.25
74.54
71.71

72.00
76.67


RSI 14 day

67.01
73.88
75.50

30.22

73.46

70.19
75.46



RSI 14 day

67.55

68.40